PX3150

Stable Brightness for Confident Interpretation

The panel uses a highly efficient LED backlight to deliver a guaranteed luminance of 370 cd/m² for up to 10,000 hours over five years. This sustained brightness maintains a stable viewing environment that supports confident pathology interpretation under conditions familiar from routine microscope examination.

Warranty with Safety and Trust

EIZO and its authorized distributors offer a five-year limited warranty.

Conserve to Preserve

The monitor's housing is made of 70% recycled plastic. This mitigates on the amount of plastic waste going into the environment, conserves resources, and promotes reuse of materials for preserving the natural ecosystems.



Cushioning Environmental Impact

The monitor uses molded pulp made from recycled cardboard and newspaper in its packaging instead of conventional recycled styrofoam or plastic, and cables are wrapped in paper instead of plastic bags.

We also implement following initiatives:
Use of halogen-free PCBs (printed circuit board)



Specifications

Panel	Type	Color (IPS)
	Backlight	LED
	Size	30.5" (77.5 cm)
	Native Resolution	4096 x 2160 (17:9 aspect ratio)
	Viewable Image Size (H x V)	685.7 x 361.6 mm
	Pixel Pitch (H x V)	0.1674 x 0.1674 mm
	Display Colors	10-bit (DisplayPort™): 1.07 billion from a palette of 543 billion (13-bit) colors 8-bit: 16.77 million from a palette of 543 billion (13-bit) colors
	Viewing Angles (H / V, typical)	178° / 178°
	Brightness (typical)	550 cd/m²
	Recommended Brightness for Calibration	370 cd/m²
	Contrast Ratio (typical)	1800:1
	Response Time (typical)	12.5 ms (black-white-black, half cycle)
Video Signals	Input Terminals	USB Type-C (DisplayPort Alt Mode), DisplayPort x 2, HDMI®
	Output Terminals	USB Type-C (daisy chain)
	Digital Scanning Frequency (H / V)	USB Type-C: 31 - 134 kHz / 59 - 61 Hz DisplayPort: 31 - 134 kHz / 59 - 61 Hz HDMI: 31 - 136 kHz / 59 - 61 Hz
USB	Upstream	USB 2.0: Type-B x 2, USB 2.0: Type-C (DisplayPort Alt Mode, Power Delivery Source 94 W max.)
	Downstream	USB 2.0: Type-A x 3 USB 2.0: Type-C (DisplayPort Alt Mode, Power Delivery Source 15 W max.)
	USB LAN Adapter	RJ-45 (1000BASE-T)
Power	Power Input	AC 100 - 240 V: 50 / 60 Hz
	Typical Power Consumption	74 W
	Maximum Power Consumption	260 W
	Standby Mode	0.5 W or less
Sensor		Backlight Sensor, Integrated Front Sensor, Ambient Light Sensor
Features & Functions	Brightness Stabilization	Yes
	Digital Uniformity Equalizer	Yes
	Work-and-Flow	Hide-and-Seek, Switch-and-Go, Point-and-Focus
	Preset Modes	Patho, CAL1, CAL2, Custom, Text
	OSD Languages	English, German, French, Italian, Japanese, Simplified Chinese, Spanish, Swedish, Traditional Chinese
Physical Specifications	Net Weight	12.4 kg / 8.2 kg (Without Stand)
	Hole Spacing (VESA Standard)	100 x 100 mm
Certifications & Standards (Please contact EIZO for the latest information)		CB, CE (IVDR), cTUVus, IEC/EN60601-1, IEC/EN61010-1, IEC/EN61326-2-6, VCCI-B, FCC-B, CAN ICES (B), RCM, RoHS, China RoHS, WEEE, CCC
FDA		510(k) Digital Pathology Display
Dedicated Software	Monitor Quality Control Software RadiCS	Supported
Supplied Accessories (May vary by country. Please contact EIZO for details.)	Signal Cables	USB Type-C (1.5 m), DisplayPort (3 m)
	Others	AC power cord (3 m), USB Type-A - USB Type-B cable (3 m), Utility Disk (installation manual), instructions for use
Warranty		5 Years

Dimensions (Unit: mm)

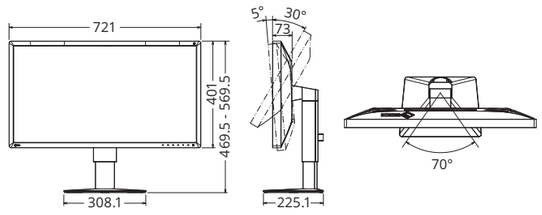

EIZO Corporation
153 Shimokashiwano, Hakusan, Ishikawa 924-8566 Japan
Phone +81-76-277-6794, Fax +81-76-277-6793

https://www.eizoglobal.com

EIZO, the EIZO Logo, RadiForce and RadiCS are registered trademarks of EIZO Corporation in Japan and other countries. The terms HDMI, HDMI High-Definition Multimedia Interface, HDMI trade dress and the HDMI Logos are trademarks or registered trademarks of HDMI Licensing Administrator, Inc. DisplayPort, the DisplayPort Compliance Logo are trademarks of the Video Electronics Standards Association in the United States and other countries. DICOM is the registered trademark of the National Electrical Manufacturers Association for its standards publications relating to digital communications of medical information. USB Type-C is a registered trademark of USB Implementers Forum, Inc. All other company names, product names, and logos are trademarks or registered trademarks of their respective owners. Specifications are subject to change without notice.

Copyright © 2026 EIZO Corporation. All rights reserved. (260702)

30.5" Color LCD Monitor

PX3150



High-Precision Medical Monitor Designed for Digital Pathology



Calibrated for Trust from First Use



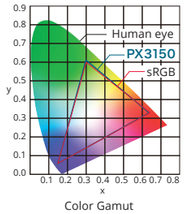

Color Gamut

To ensure accurate color reproduction from first use, each monitor is individually adjusted at EIZO's factory. Color gamut and gamma are precisely calibrated to accurately render the sRGB color space, providing a reliable visual reference for the evaluation of digitized histology slides created through Whole Slide Imaging (WSI).

Color Accuracy Verification and Quality Control

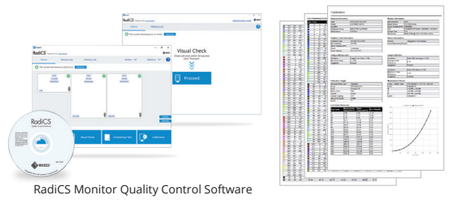

RadiCS Monitor Quality Control Software
(sold separately)

Quality assurance is important in digital pathology, where consistent color presentation supports accurate interpretation of tissue structure. Using EIZO's RadiCS monitor quality control software (sold separately), color accuracy is evaluated using reference color patches and calibration compliant with the sRGB standard can be performed. This ensures stable, consistent color reproduction that adheres to the sRGB color standard.

DCI 4K Resolution on a Large 30.5-inch Screen



A high resolution of 8 megapixels (4096 x 2160), offering a wider display area than standard 4K monitors (3840 x 2160), combined with a large 30.5-inch screen provides an expansive viewing area for viewing whole slide images, regions of interest, and supporting data simultaneously in high detail, reducing the need for frequent window switching or scrolling.

Uniformity Across the Screen



Without DUE With DUE

Image is for illustrative purposes only.

EIZO's proprietary Digital Uniformity Equalizer (DUE) technology corrects brightness and chromaticity variations across the entire screen, minimizing visual unevenness that could affect assessment of fine tissue detail.

Hassle-Free Quality Control with Built-In Sensor



Without Integrated Calibration Sensor With Integrated Front Sensor (IFS)

The Integrated Front Sensor (IFS) built into the monitor's bezel enables you to perform color accuracy checks and calibration without the need for an external sensor. With RadiCS scheduling, routine quality checks can be run automatically during off-hours, such as overnight, allowing continuous quality management while keeping the daily clinical workflow uninterrupted.

Compliance with Global Standards for Pathology Use



The PX3150 has obtained clearance from the U.S. Food and Drug Administration (FDA) for use as a Digital Pathology Display and complies with Class A requirements under the European In Vitro Diagnostic Regulation (IVDR).

Streamlined Connection with USB Type-C



USB Type-C® connectivity allows you display video, transmit USB signals, supply power to connected mobile workstations, and even transmit a network signal. Furthermore, multi-screen setup can easily be established with simple daisy chain connection.

The Shape of Comfort



The monitor's cabinet is designed with rounded corners and elegant curves on the back to present a gentle aesthetic and facilitate a comforting environment for patients and medical staff.